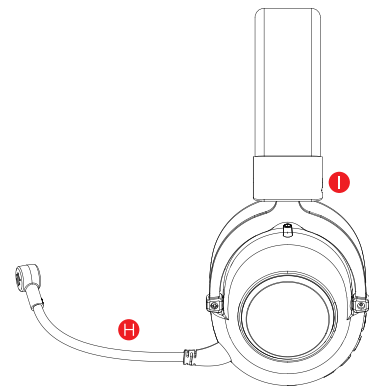
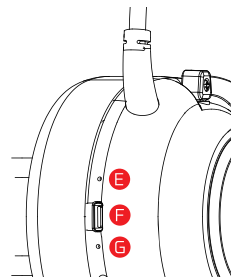
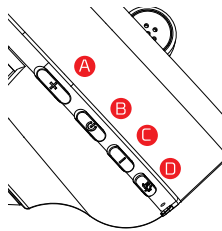


## SPECIFICATIONS

<b>Model Number</b>	: WHG05
<b>Headset Type</b>	: Over-Ear
<b>Connectivity</b>	: BT, 2.4GHz, Wired 3.5mm TRRS to USB-C, Wired USB-A to USB-C
<b>BT Version</b>	: 5.3
<b>Driver Size</b>	: 50 mm
<b>Frequency Response</b>	: 20 Hz - 20 kHz
<b>Speaker Sensitivity</b>	: 110 ± 3 dB
<b>Speaker Impedance</b>	: 32 Ω ± 15 %
<b>Microphone Sensitivity</b>	: -38 ± 2 dB
<b>Polar Pattern</b>	: Omnidirectional
<b>Integrated Controls</b>	: Yes
<b>Wireless Range</b>	: Up to 10 m
<b>Battery Life</b>	: Up to 105 Hours (50% Volume)
<b>Battery Capacity</b>	: 1050 mAh LiPo
<b>Charging Time</b>	: Approx. 2 Hours
<b>Interface</b>	: USB-C
<b>Size</b>	: 210*90*165 mm
<b>Weight</b>	: 263 ± 5 g
<b>Power Rating</b>	: 3.7V ≈ 10 mA
<b>Compatibility</b>	: Windows 7 or later, Mac OS 10.11 or later, Android, iOS, Switch, PS4, PS5, XSX

## PRODUCT TOUR



### EN

- A** Volume Up
- B** Power Button
- C** Volume Down
- D** Microphone Switch
- E** Built-in Microphone
- F** USB-C Port
- G** LED Indicator
- H** Detachable Mic
- I** Adjustable Headband

### ES

- A** Subir volumen
- B** Botón de encendido
- C** Bajar volumen
- D** Interruptor del micrófono
- E** Micrófono incorporado
- F** Puerto USB-C
- G** Indicador LED
- H** Micrófono desmontable
- I** Diadema ajustable

### ID

- A** Volume Naik
- B** Tombol Daya
- C** Volume Turun
- D** Saklar Mikrofon
- E** Mikrofon bawaan
- F** Port USB-C
- G** Indikator LED
- H** Mikrofon yang dapat dilepas
- I** Headband yang Dapat Disesuaikan

### JP

- A** 音量アップ
- B** 電源ボタン
- C** 音量ダウン
- D** マイクスイッチ
- E** 内蔵マイク
- F** USB-Cポート
- G** LEDインジケータ
- H** 取り外し可能なマイク
- I** 調節可能なヘッドバンド

### ZH

- A** 音量增加
- B** 电源按钮
- C** 音量减少
- D** 麦克风开关
- E** 内置麦克风
- F** USB-C端口
- G** LED指示灯
- H** 可拆卸麦克风
- I** 可调头带

### KR

- A** 볼륨 업
- B** 전원 버튼
- C** 볼륨 다운
- D** 마이크 스위치
- E** 내장 마이크
- F** USB-C 포트
- G** LED 인디케이터
- H** 탈착식 마이크
- I** 조절 가능한 헤드밴드

Join the Fantech  
Discord  
Community



Discord  
Community

## LED INDICATOR



**Power On**  
2.4GHz Mode: Green light flashes.  
BT Mode: Blue light flashes.



**Power Off:**  
Red light blinks once, then turns off.



**2.4GHz Pairing:**  
Green light flashes.



**Successful 2.4GHz Pairing:**  
Green light flashes every 2 seconds.



**BT Pairing:**  
Blue light flashes.



**Successful BT Pairing:**  
Blue light flashes every 2 seconds.

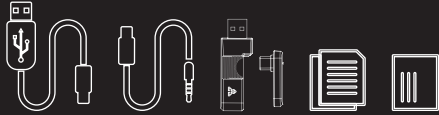


**Charging Battery:**  
Solid red light.



**Full Battery:**  
Light off.





## ANY QUESTIONS?

Thanks for choosing Fantech.  
If you have any questions or need any help with your products,  
please do not hesitate to contact us.

[support@fantechworld.com](mailto:support@fantechworld.com)

WHG05  
**STELLAR**  
MULTI-PLATFORM WIRELESS HEADSET



## QUICK START GUIDE

PANDUAN CEPAT [ID]  
快速入门指南 [ZH]



## STEP 1: DOWNLOAD

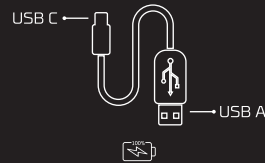
To further customize your settings, please visit  
our website and download the software (if applicable).



[www.fantechworld.com](http://www.fantechworld.com)

## STEP 2: HOW TO CONNECT

### USB-A WIRED CONNECTION



### 3.5MM TRRS WIRED CONNECTION



### BT CONNECTION



Double-press the power button to  
switch connection modes.

**STELLAR WHG05**



### 2.4GHZ CONNECTION

1

USB C to USB A Adapter



USB C Dongle



2

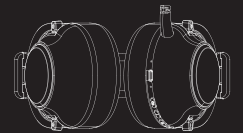


→



Android/iOS

3



Double-press the power button to  
switch connection modes.



PC/Laptop